

COTTER PINS

HUYETT.COM • 785-392-3017

BOX 232 • MINNEAPOLIS, KS • 67467
SALES@HUYETT.COM • FAX 785-392-2845

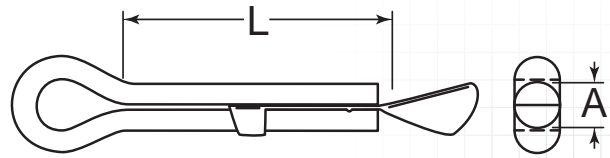

WEDGEFAST

DESCRIPTION

Designed with a unique mechanism that allows the pin to be permanently self-locking. The inner tab stays in place when hammered, while the cotter pin slides down over the tab forcing the prongs to open and lock.

HOW TO IDENTIFY

1. Verify cotter pin with sliding tab insert.
2. Measure outside diameter (A).
3. Measure effective length (L).
4. Find the part in the chart below.



PREFIX MATERIAL/FINISH

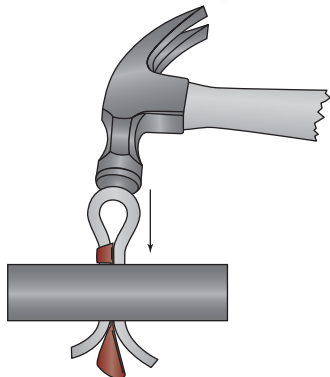
CPW = CARBON STEEL, PLAIN*

ADDITIONAL SIZES AND FINISHES MAY BE AVAILABLE UPON REQUEST

ITEM NUMBER	(L) EFFECTIVE LENGTH
5/16 (.313") (A) Outside Diameter	
CPW-312-2000	2.000" (2)
CPW-312-2500	2.500" (2-1/2)
CPW-312-3000	3.000" (3)
CPW-312-3500	3.500" (3-1/2)

ITEM NUMBER	(L) EFFECTIVE LENGTH
3/8 (.375") (A) Outside Diameter	
CPW-375-2500	2.500" (2-1/2)
CPW-375-3000	3.000" (3)

APPLICATION



PRONGS SPREAD APART FOR A PERMANENT FIT



THE MATING PART HOLE DIAMETER MUST BE ONLY SLIGHTLY LARGER THAN THE OUTSIDE DIAMETER OF THE PIN TO KEEP THE CLASP FROM SLIDING THROUGH

PEOPLE WHO BOUGHT THESE ALSO BOUGHT



CLEVIS PINS
Page 24



UNIVERSAL CLEVIS PINS
Page 32



HEADLESS CLEVIS PINS
Page 35



GROOVED HEADLESS CLEVIS PINS
Page 37

FOR DETAILED SPECIFICATIONS AND TOLERANCES, VISIT HUYETT.COM.
Prices, materials, dimensions, tolerances, designs, and grades subject to change without notice. © 2015 G.L. Huyett
*Limited warranty for surface finish: 30 days from date of shipment. See page 8 for details.